


































C-Power Spares and accessories		
Cat Nos	Description	Image
SL938810000	Pole Assy. 800/1000 C FIX	
SL938820000	Pole Assy. 1250/1600 C FIX	
SL938830000	Pole Assy. 2000 C FIX	
SL938840000	Pole Assy. 2500 C FIX	
ST300700000	Pole Assy. 2000/2500 H FIX	
SL946740000	Pole Assy. 630-1250 S1 D/O	
SL907970000	Pole Assy. 800/1000 C D/O	
SL931920000	Pole Assy. 800-1600 H D/O	
SL938860000	Pole Assy. 1250/1600 C & 1600 S1 D/O	
SL946600000	Pole Assy. 2000 S1 D/O	
SL908000000	Pole Assy. 2000 C & 2500 S1 D/O	
SL927300000	Pole Assy. 2500 C	
ST300710000	Pole Assy. 2000/2500 H D/O	
SL952130000	Pole Assy. 3200 S1 D/O	
SL934700000	Pole Assy. 3200/4000 HO/H1/H D/O	
SL919610000	Pole Assy. 5000/6300 C D/O	
SL926380000	Pole Assy. 3200 D	
SL911760000	Poe Assy. 4000 C	
ST374950000	630 S1 (SR18/18G/211) CT	
SL018570000	800 C/H/S1 Fix & Draw-out (SR18/18G/211) CT	
SL018580000	1000 C/H/S1 Fix & Draw-out (SR18/18G/211) CT	
SL905710000	1250 C/H/S1 Fix & Draw-out (SR18/18G/211) CT	
SL905720000	1600 C/H/S1 Fix & Draw-out (SR18/18G/211) CT	
SL905650000	2000 C/H Fix & Draw-out (SR18/18G/211) CT	
SL932100000	2000 S1 (SR18/18G/211) CT	
SL905660000	2500 C/H/S1 Fix & Draw-out (SR18/18G/211) CT	
SL905670000	3200 D Fix & Draw-out (SR18/18G/211) CT	
SL905750000	3200 S1 (SR18/18G/211) CT	
SL017400000	3200 HO/H1 (SR18/18G/211) CT	
SL905680000	4000 C (SR18/18G/211) CT	
SL017390000	4000 HO/H1 (SR18/18G/211) CT	
SL009900000	5000 C (SR18/18G/211) CT	
SL009910000	6300 C (SR18/18G/211) CT	
SL003740000	630 S1 (DN1) CT	
SL007860000	800 C/H/S1 Fix & Draw-out (400/500 Tap) (DN1) CT	
SL007870000	800 E/C/S1 Fix & Draw-out (640/800 Tap) (DN1) CT	
SL007880000	800/1000 H & 1000 E/C/S1 Fix & Draw-out (800/1000 Tap) (DN1) CT	
SL007890000	1250 E/C/H/S1 Fix & Draw-out (DN1) CT	
SL007900000	1600 E/C/H/S1 Fix & Draw-out (DN1) CT	
SL007910000	2000 C/H Fix & Draw-out (1000/1250 Tap) (DN1) CT	
SL009930000	2000 E/S1 Fix & Draw-out (DN1) CT	
SL007920000	2000 C/H Fix & Draw-out (1600/2000 Tap) (DN1) CT	
SL007930000	2500 C/H/S1 Fix & Draw-out (1600/2000 Tap) (DN1) CT	
ST212610000	3200 D Fix & Draw-out (2000/2500/3200 Tap) (DN1) CT	
SL007940000	3200 S1 (DN1) CT	
SL934920000	Jaw contact Assy. 630/1000A S1	
SL928600000	Jaw contact Assy. 800/1000A C/H & 1250A S1	
SL918160000	Jaw contact Assy. 1250/1600A C/H, 1600/2000A S1	
SL908810000	Jaw contact Assy. 2000A C/H & 2500A S1	
SL911160000	Jaw contact Assy. 2500C/H & 3200S1	
SL918160000	Jaw contact Assy. 3200/4000A HO/H/H1	
SL908830000	Jaw contact Assy. 3200A D	
SL911180000	Jaw contact Assy. 4000A C	
SL919760000	Jaw contact Assy. 5000/6300A C	
SL932810000	Vertical Terminals 800/1000 C & 630-1250 S1 (Adaptors)	
SL932820000	Vertical Terminals 800-1600A H, 1250/1600 C & 1600/2000 S1 (Adaptors)	
SL932840000	Vertical Terminals 2000A C (Adaptors)	
SL932850000	Vertical Terminals 2000A H/2500A C/H (Adaptors)	
SL932880000	Vertical Terminals 3200/4000A H/HO/H1 (Adaptors)	
SL919340000	Arc Chute 630-1250 S1 (440V)	
SL908550000	Arc Chute 800-2000 E, 800-1600 C/H, 1600/2000S1 (440V)	
SL908570000	Arc Chute 2000 C/H, 2500 C/H/S1 (440V)	
SL918340000	Arc Chute 3200 C/S1 (440V)	
SL908550000	Arc Chute 3200/4000 H/HO/H1 (440V)	
SL919770000	Arc Chute 5000/6300 C (440V)	
SL920440000	Arc Chute 3200 D / 4000 C (440V)	
SL911810000	Arc Chute 690V 800-1600 C/H	
SL911830000	Arc Chute 690V 2000/2500 C/H	
SL911810000	Arc Chute 690V 3200/4000 H/HO/H1	
SL923140000	Arc Chute 690V 3200 D & 4000 C	






<p>SL918330000 Shutter Assy. 800-1600 C/H, 630-2000 S1, 3200/4000 H/H0/H1 SL928110000 Shutter Assy. 2000-3200 C/H, 2500/3200 S1 SL929850000 Shutter Assy. 3000 D & 4000 C SL919720000 Shutter Assy. 5000/6300 C</p>	
<p>SL938900000 630-1250 S1 (Fixed Arcing Contact) SL938910000 800-1600 C, 1600 S1 (Fixed Arcing Contact) SL930400000 800-1600 H, 2000 S1 & 3200/4000 H/H0/H1 (Fixed Arcing Contact) SL906310000 2000 C/2500 S1 (Fixed Arcing Contact) SL906310000 2500 C / 3200 S1 (Fixed Arcing Contact) SL906520000 3200 D, 4000-6300 C (Fixed Arcing Contact)</p>	
<p>SL938920000 800-1600 C/H, 630-3200 S1 & 3200/4000 H/H0/H1 (Moving Arcing Contact) SL906290000 2000/2500 C/H (Moving Arcing Contact) SL907420000 3200 D, 4000-6300 C (Moving Arcing Contact)</p>	
<p>SL918220000 Cradle Terminal Assy. 800/1000 C & 630-1250 S1 SL918230000 Cradle Terminal Assy. 800-1600 H & 1250/1600 C & 1600/2000 S1 SL918250000 Cradle Terminal Assy. 2000 C SL918260000 Cradle Terminal Assy. 2000 H & 2500 C/H SL924480000 Cradle Terminal Assy. 3200 D SL952120000 Cradle Terminal Assy. 2500 S1 SL918280000 Cradle Terminal Assy. 3200 S1 SL926680000 Cradle Terminal Assy. 4000 C SL919470000 Cradle Terminal Assy. 3200/4000 H/H0/H1 SL919710000 Cradle Terminal Assy. 5000/6300 C</p>	
<p>SL500860000 Cradle Terminal support 800/1000 C & 630-1250 S1 SL501780000 Cradle Terminal support 800-1600A H, 1250/1600A C, 1600/2000A S1 & 3200/4000A H/H0/H1 SL500850000 Cradle Terminal support 2000A C SL501280000 Cradle Terminal support 2500/3200 S1, 2000 H & 2500 C/H SL500930000 Cradle Terminal support 3200A D & 4000A C SL616770000 Cradle Terminal support 5000/6300A C</p>	
<p>SL927180400 Shunt Release EA 24V DC SL927180100 Shunt Release EA 110V DC SL927180200 Shunt Release EA 220V DC SL927180A00 Shunt Release EA1 110V SL927180B00 Shunt Release EA1 240V AC SL927180D00 Shunt Release EA1 415V AC</p>	
<p>ST368770000 Under-voltage Release 24V DC SL92720B000 Under-voltage Release 240V AC SL92720D000 Under-voltage Release 415V AC</p>	


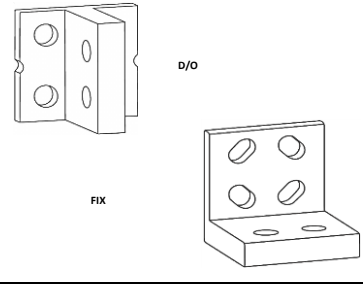







<p>ST159540000 ST172100000 SL910790000 SL910800000</p>	<p>Closing Coil 24V DC Closing Coil 30V DC Closing Coil 110V AC/DC Closing Coil 240V AC/ 220V DC</p>	
<p>SL946450000 SL946460000 SL946430000 SL946440000</p>	<p>Closing Coil Kit 24V DC Closing Coil Kit 30V DC Closing Coil Kit 110V DC Closing Coil Kit 220V DC</p>	
<p>SL919560000 SL919550000</p>	<p>Closing Preventor 240V AC Closing Preventor 415V AC</p>	
<p>SL100570000 SL100590000 SL100610000 SL100710000 SL115030000 SL100580000 SL100610000 SL115030000 SL115030000 SL100620000 SL100640000 SL100660000 SL100710000 SL115030000 SL100630000 SL100660000 SL105990000 SL115030000 SL100670000 SL100700000 SL100670000</p>	<p>800-1600 C/H & 630-2000 S1 (Big Insulating tube (1 No) 3-Pole) 2000/2500 C/H & 2500/3200 S1 (Big Insulating tube (1 No) 3-Pole) 3200/4000 H/H0/H1 (Big Insulating tube (1 No) 3-Pole) 3200 D, 4000 C (Big Insulating tube (1 No) 3-Pole) 5000/6300 C (Big Insulating tube (1 No) 3-Pole) 800-1600 C/H & 630-2000 S1 (Big Insulating Tube (1 No) 4-Pole) 2000/2500 C/H & 2500/3200 S1 (Big Insulating Tube (1 No) 4-Pole) 3200/4000 H/H0/H1 (Big Insulating Tube (1 No) 4-Pole) 3200 D, 4000 C (Big Insulating Tube (1 No) 4-Pole) 800-1600 C/H & 630-2000 S1 (Small Insulating Tube (2 No) 3-Pole) 2000/2500 C/H & 2500/3200 S1 (Small Insulating Tube (2 No) 3-Pole) 3200/4000 H/H0/H1 (Small Insulating Tube (2 No) 3-Pole) 3200 D, 4000 C (Small Insulating Tube (2 No) 3-Pole) 5000/6300 C (Small Insulating Tube (2 No) 3-Pole) 800-1600 C/H & 630-2000 S1 (Small Insulating Tube (2 No) 4-Pole) 2000/2500 C/H & 2500/3200 S1 (Small Insulating Tube (2 No) 4-Pole) 3200/4000 H/H0/H1 (Small Insulating Tube (2 No) 4-Pole) 3200 D, 4000 C (Small Insulating Tube (2 No) 4-Pole) 800-1600 C/H & 630-2000 S1 (Hylum Tube Pillar (CT TUBES)) 2000/2500 C/H & 2500/3200 S1 (Hylum Tube Pillar (CT TUBES)) 3200/4000 H/H0/H1 (Hylum Tube Pillar (CT TUBES))</p>	
<p>SL908250000 SL926420000</p>	<p>FRCD upto 4000 H0 3-pole FRCD 3200/4000 H0 4-Pole</p>	
<p>ST31583000A ST31583000B ST31583000C</p>	<p>MDO to EDO 630-3200 S1, 800-2500C/H, 3200/4000 H0/H1 (3P) (MDO to EDO Conversion kit (Left-plate Assy)) MDO to EDO 3200/4000 H0/H/H1 (4P) (MDO to EDO Conversion kit (Left-plate Assy)) MDO to EDO 3200D, 4000/5000/6300 C (MDO to EDO Conversion kit (Left-plate Assy))</p>	
<p>SL906860000 SL906870000 SL927350000 SL939530000 SL919380000 SL937970000 SL932660000 SL931000000</p>	<p>MAIN SPRING 800-1600 C (3P), 630-1600 S1 (3P) (Green) (112-125kg) MAIN SPRING 800-1600 C (4P), 2000-2500 C (3P), 800-1600 H, 2000-3200 S1 (3P), 630-1600 S1 (4P) (Blue) (140-155kg) MAIN SPRING 2000/2500 H (4P), 3200 D & 4000 C (3P) (Yellow) (210-230kg) MAIN SPRING 5000/6300 C (3P), 3200 D & 4000 C (4P) (Grey) (265-298kg) MAIN SPRING 2000/2500 H (3P), 2000-3200 C (4P), 2000-3200 S1 (4P), 800-1600 H (4P) (White) (155-170kg) MAIN SPRING 3200/4000 H0/H/H1 (3P) (Violet) (236-248kg) MAIN SPRING 3200/4000 H0/H/H1(4P) (Light Green) (282-316kg) MAIN SPRING 5000/6300 C (4P) (Orange) (400-460kg)</p>	

<p>SL003150000 Motor 240V AC SL003460000 Motor 110V DC SL003470000 Motor 220V DC SL927950000 Motor Limit Switch</p>	
<p>SL502020000 800-1600 C/H & 630-2000 S1 (3P) (Front Facia Top Cover) SL502030000 800-1600 C/H & 630-2000 S1 (4P) (Front Facia Top Cover) SL502040000 2000/2500 C/H & 2500/3200 S1 (3P) (Front Facia Top Cover) SL502060000 2000/2500 C/H, 2500/3200 S1 (4P) & 3200/4000 H/H0/H1 (3P) (Front Facia Top Cover) SL502150000 3200 D, 4000 C (3P) (Front Facia Top Cover) SL502470000 3200 D, 4000 C (4P) & 5000/6300 C (3P) (Front Facia Top Cover)</p>	
<p>SL501970000 800-1600 C/H & 630-2000 S1 (4P) (Front Facia Side Cover) SL501980000 2000/2500 C/H & 2500/3200 S1 (3P) (Front Facia Side Cover) SL502000000 2000/2500 C/H & 2500/3200 S1 (4P) (Front Facia Side Cover) SL502010000 3200 D, 4000 C (3P) (Front Facia Side Cover) SL502480000 3200 D, 4000 C (4P) & 5000/6300 C (3P) (Front Facia Side Cover)</p>	
<p>SL927650000 2N0+2NC 400-2000 E, 630-3200 S1, 800-2500 C/H & 3200/4000 H/H0/H1 SL927660000 2N0+2NC 3200D, 4000-6300 C</p>	
<p>SL927670000 6N0+6NC 630-3200 S1, 800-2500 C/H & 3200/4000 H/H0/H1 SL927680000 6N0+6NC 3200D, 4000-6300 C</p>	
<p>SL927010000 6 WAY SIC BLK.</p>	
<p>SL931510000 Racking Handle (upto 2500 H/C & 3200 S1) SL932510000 Racking handle (3200 H0 & Above)</p>	
<p>SL926360000 PUSH BUTTON-GREEN</p>	

<p>SL926350000 PUSH BUTTON-RED</p>	
<p>SL919360000 LTPB 3 I/C + 2 B/C ST300510000 LTPB 5 I/C + 4 B/C ST300520000 LTPB 4 I/C + 3 B/C SL015260000 LTPB 3 I/C + 2 B/C (Type-L) SL015270000 LTPB 3 I/C + 2 B/C (TYPE-M) SL015280000 LTPB 3 I/C + 2 B/C (TYPE-N) SL015290000 LTPB 3 I/C + 2 B/C (TYPE-LM) SL015300000 LTPB 3 I/C + 2 B/C (TYPE-MN)</p>	
<p>SL93148000A Lockable Trip-push Button Type-AA SL93148000B Lockable Trip-push Button Type-BB SL93148000C Lockable Trip-push Button Type-CC SL93148000D Lockable Trip-push Button Type-DD</p>	
<p>SL93146000A Locking-in Isolated Position (LIP) Type-A SL93146000B Locking-in Isolated Position (LIP) Type-B SL93146000C Locking-in Isolated Position (LIP) Type-C SL93146000D Locking-in Isolated Position (LIP) Type-D</p> <p>SL93147000A Locking-in Any Position (LAP) Type-A SL93147000B Locking-in Any Position (LAP) Type-B SL93147000C Locking-in Any Position (LAP) Type-C SL93147000D Locking-in Any Position (LAP) Type-D</p>	

U-Power Omega Spares and accessories		
Cat Nos	Description	Image
CL006590000 CL006600000 CL006610000 CL006620000 CL006630000	R - Locks Type - 1 R - Locks Type - 2 R - Locks Type - 3 R - Locks Type - 12 R - Locks Type - 23	
CL006640000 CL006650000 CL006660000 CL006670000 CL006680000	C - Lock Type - S C - Lock Type - T C - Lock Type - ST C - Lock Type - SS C - Lock Type - TT	
CL903620000 CL903600000 CL903640000 CL903590000 CL903610000	24-30V DC (Electrical Charging Device (ECD)) 110V AC / 110-125V DC (Electrical Charging Device (ECD)) 220V AC / 200V DC (Electrical Charging Device (ECD)) 240V AC / 250V DC (Electrical Charging Device (ECD)) 415V AC / 400V DC (Electrical Charging Device (ECD))	
CL908174000 CL90817A000 CL90817B000 CL90817D000	24-30V DC (Closing Release (CR)) 110V AC & DC (Closing Release (CR)) 240V AC / 220 - 250V DC (Closing Release (CR)) 415V AC (Closing Release (CR))	
CL908184000 CL90818A000 ST427450000 CL90818B000 CL90818D000	Under Voltage Release (UVR) with time delay (0-1-3-5 sec) 24-30V DC 110V AC 240V AC (DG application) 240V AC 415V AC	

<p style="text-align: center;">Shunt Release (SR)</p> <p>CL908160400 24-30V DC CL908160A00 110V AC / 110V DC CL908160B00 240V AC / 220 - 250V DC CL908160D00 415V AC</p>	
<p>CL909830000 Operation Counter</p>	
<p>CL909780000 Door Interlock</p>	
<p>CL908650000 Locking arrangement for ISO position with R - Lock (on Cradle) CL909820000 Locking arrangement for ISO position for C - Lock (on Cradle)</p>	
<p>CL909270000 Locking arrangement for ANY position with R - Lock (on Cradle) CL909810000 Locking arrangement for ANY position with C - Lock (on Cradle)</p>	
<p>CL908140000 Locking arrangement for OFF button with C - Lock (on breaker) CL908150000 Locking arrangement for OFF button with R - Lock (on breaker)</p>	

<p>CL907450000 CL909550000</p>	<p>Auxiliary contacts (4NO+4NC) (Omega) Auxiliary contacts (4NO+4NC) (U-POWER)</p>	
<p>CL609630000 CL609640000 CL907470000 CL609660000 CL609650000</p>	<p>Terminal Adaptor for Draw-out Omega ACBs Frame-1 400-2000A (Vertical / Horizontal) Frame-1 2500A (Vertical) Frame-2 400-3200A (Vertical / Horizontal) Frame-3 5000A (Vertical) # Frame-3 400-4000A (Vertical / Horizontal) # Frame-3 5000A (Horizontal) Frame-3 6300A (Vertical) #</p>	
<p>CL919660000 CL919710000 CL919650000 CL901120000 CL906100000 CL901130000 CL907000000 CL919750000 CL906110000</p>	<p>Matrix release (Omega) UW-MTX1.0 UW-MTX1G UW-MTX1.5G UW-MTX2.5 UW-MTX2.5G UW-MTX3.5 UW-MTX3.5EC UW-MTX3.5H UW-MTX4.5</p>	
<p>CL907150000 CL907160000 CL907170000 CL907180000 CL907190000 CL907200000 CL907210000 CL907220000 CL907120000</p>	<p>Matrix release & Modules(Omega) DIGITAL I/O MODULE-MATRIX;U-POWER RELAY MODULE-MATRIX;U-POWER ANALOG OUTPUT MODULE-MATRIX;U-POWER ZSI MODULE-MATRIX;U-POWER TCS MODULE-MATRIX;U-POWER EL MODULE-MATRIX;U-POWER REF MODULE-MATRIX;U-POWER POWER SUPPLY MODULE-MATRIX;U-POWER TM MODULE ASSEMBY, MATRIX, U-POWER</p>	
<p>CL909530000</p>	<p>Microswitch for Ready to close indication (RTC)</p>	
<p>CL909490000</p>	<p>Microswitch for Common fault indication (CFI)</p>	
<p>CL907040000</p>	<p>Power Metering Module</p>	
<p>CL907050000</p>	<p>MATRIX SMART CARD MODULE ASSEMBLY</p>	
<p>CL907320000</p>	<p>Profibus Module</p>	
<p>CL907090000</p>	<p>MODBUS Module</p>	